


PRODUKTDATENBLATT

OT 100/120...277/800 2DIMLT2 P

OT 2DIM IP64 Outdoor | Konstantstrom - Außenbereich - dimmbar



Anwendungsgebiete

- Street and urban lighting
- Industry
- Suitable for luminaires of protection classes I and II

Produktvorteile

- 2DIM functionality in one device (AstroDIM, 0...10 V)
- High surge protection: up to 6 kV (in protection class I or II)
- Fast programming without mains voltage
- High efficiency
- Great flexibility due to wide operating temperature range of -40...55 °C
- Protection through double isolation between mains input and LED output
- IP rating: IP64

Produkteigenschaften

- Available with different wattage: 50 W, 100 W, 110 W
- Input voltage: 120...277 V
- Available with output current range: up to 1,400 mA
- Flexible current setting with one additional wire (LEDset2)
- AstroDIM for autonomous dimming with five independent levels (astro mode)
- Isolated 0...10 V interface for unidirectional telemanagement systems
- Constant Lumen Output (CLO)

- Overtemperature protection with external NTC or LEDset2 interface

TECHNISCHE DATEN

Elektrische Daten

| | |
|--|---------------------------|
| Nennleistung | 100,00 W |
| Nennausgangsleistung | 100 W ¹⁾ |
| Nennspannung | 120...277 V |
| Nennausgangsspannung | 50...186 V |
| Eingangsspannung AC | 108...305 V ²⁾ |
| U-OUT (Arbeitsspannung) | 200 V |
| Nennstrom | 0 A |
| Nennausgangsstrom | 350...800 mA |
| Einschaltstrom | 55 A |
| Ausgangsstromtoleranz | ±5 % ³⁾ |
| Output ripple current (100 Hz) | 25 % |
| Netzfrequenz | 50...60 Hz |
| Oberschwingungsgehalt | 15 % ⁴⁾ |
| Netzleistungsfaktor λ | 0,95 ⁵⁾ |
| EVG-Effizienz | 90 % ⁶⁾ |
| Geräteverlustleistung | 14 W ⁷⁾ |
| Max. Anz. EVG an Sicherungsaut. 10 A (B) | 6 ⁸⁾ |
| Max. Anz. EVG an Sicherungsaut. 16 A (B) | 10 ⁸⁾ |
| Max. Anz. EVG an Sicherungsaut. 25 A (B) | 16 ⁸⁾ |
| Stoßspannungsfestigkeit (L/N – Erde) | 6 kV ⁹⁾ |
| Stoßspannungsfestigkeit (L – N) | 6 kV ¹⁰⁾ |
| Galvanische Trennung | doppelt/verstärkt |

1) Teillast 45...100 W / Not dimmed

2) Zulässiger Spannungsbereich

3) Within nominal output current range

4) Max. Ausgangsleistung bei 230 V_{AC}

5) Minimum/Full load at 230 V/Half load at 230 V

6) At full load, default current and 230 V

7) Maximum

8) Type B

9) EQUI @ 12 Ohm acc. to EN 61547

10) @ 2 Ohm, acc. to EN61547

Maße & Gewicht

| | |
|----------------------|-----------|
| Länge | 168.00 mm |
| Lochmaßabstand Länge | 152,0 mm |

| | |
|--|----------|
| Breite | 68.00 mm |
| Breite (einschließlich runde Leuchten) | 68.00 mm |
| Höhe | 38.00 mm |
| Länge (einschließlich runde Leuchten) | 38.00 mm |
| Produktgewicht | 740,00 g |

Farben & Materialien

| | |
|-----------------|--------|
| Gehäusematerial | Metall |
|-----------------|--------|

Temperaturen & Betriebsbedingungen

| | |
|---|------------------------|
| Umgebungstemperaturbereich | -40...+55 °C |
| Maximale Temperatur am Messpunkt tc | 85 °C ¹⁾ |
| Max. Gehäusetemperatur im Fehlerfall | 120 °C |
| Zulässige rel. Luftfeuchte beim Betrieb | 5...85 % ²⁾ |

¹⁾ Maximum am T_c-Punkt

²⁾ Nicht kondensiert, absolute Feuchte: 36g/m³

Lebensdauer

| | |
|-----------------|-----------------------|
| EVG Lebensdauer | 80000 h ¹⁾ |
|-----------------|-----------------------|

¹⁾ Bei T_{case} = 75°C am T_c-Punkt / 10% Ausfallrate

Zusätzliche Produktdaten

| | |
|-----------------------|---|
| Anmerkung zum Produkt | Ein-/Ausschalten der Lampen über 0...10 V-Schnittstelle nicht möglich |
|-----------------------|---|

Einsatzmöglichkeiten

| | |
|--|----------------------------|
| Dimmbar | Ja |
| DIM-Schnittstelle | 2DIM / 1...10 V / AstroDIM |
| Dimmbereich | 30...100 % |
| Übertemperaturschutz | Ja |
| Überlastschutz | Automatisch reversibel |
| Kurzschlusschutz | Ja |
| Leerlaufestigkeit | Ja |
| Maximale Leitungslänge EVG/Lampe REM | 10 m |
| Geeignet für Leuchten mit Schutzklasse | I / II |

Zertifikate & Standards

| | |
|-------------------------|---|
| Prüfzeichen - Zulassung | CE / ENEC 15 / UR / CQC |
| Normen | Gemäß EN 61347 / Gemäß EN 61347-2-13 / Gemäß EN 62384 / Gemäß EN 55015:2006 + A1:2007 + A2:2009 / Gemäß EN 61547 / Gemäß FCC 47 part 15 class A / Gemäß IEC 61000-3-2 / Gemäß IEC 61000-3-3 / UL-8750 |

| | |
|--------------|------|
| Schutzklasse | II |
| Schutzart | IP64 |

LOGISTISCHE DATEN

| | |
|------------------------|-------------|
| Lagertemperaturbereich | -25...80 °C |
|------------------------|-------------|

Daten gemäß der Verordnung zur Energieverbrauchskennzeichnung EU 2019/2015

| | |
|-------------------------|-------|
| Ähnliche Farbtemperatur | RANGE |
|-------------------------|-------|


TECHNISCHE AUSSTATTUNG

- OT Programmer hardware for configuration of 2DIM ECGs necessary
- Programmable via Tuner4TRONIC software












ZUSÄTZLICHE PRODUKTINFORMATIONEN

- 800 mA type: Default output current is 700 mA without any resistor connected to the LEDset port.
- 1250 mA type: Default output current is 1000 mA without any resistor connected to the LEDset port.
- 1400 mA type: Default output current is 1000 mA without any resistor connected to the LEDset port.
- The LEDset2 interface is disabled by default and needs to be activated by the programming software. In this case the LEDset2 interface is activated the external thermal protection feature is disabled.
- The driver withstands an input voltage of up to 350 Vac for a maximum of two hours.
- The driver may shut down the load if the input voltage of the load is below the allowed minimum output voltage until the short circuit is removed or the correct load is connected and a power off/on cycle is performed.
- In case the input voltage of the load exceeds the output voltage range of the driver, it automatically reduces the output current to keep the output voltage controlled to the maximum allowed output voltage.
- The driver automatically reduces the output current in case the maximum allowed output power is exceeded, as long as the input voltage of the load is within the declared output voltage range of the driver. In all other cases the driver may shut down the load.
- The driver may shut down in case no load is connected to the driver output until the correct load is connected and a power off/on cycle is performed. Hot-plug of the load or external switching on the secondary side is not allowed.
- The EQUI (housing) shall be connected to the heat sink of the LED module to improve the surge withstand capability of the system and EMI in critical luminaires.
- By default the LEDset / NTCset / Prog+ port is set as NTCset port in resistor based mode with following values: start derating: 6.3 kOhm, end derating 5.0 kOhm, derating level 50 %.
- The default dimming mode is 0...10 V, AstroDIM-PD is disabled.- 0...10 V: 30 % minimum dimming level
- The constant lumen feature is disabled by default.
- If any output level is below the physical min level, the physical min level will be used.
- Dimming down to 14 % of the maximum rated output current could be enabled through the programming software, but the compliance with EN 61000-3-2 must be checked below 30 %.
- The driver is intended for built-in use. The luminaire manufacturer is responsible to prevent direct exposure for example to sunlight, water, snow, ice.
- Time to reach the set output current upon start-up is less than 4 s.
- Programming of the driver via Prog+ and Prog- is only allowed without powering it via L/N.
- For further details please consult the 2DIMLT2 application guide.

DOWNLOADS

| DOWNLOADS | |
|--|---|
|  | User instruction 615707_Instruction sheet OT 100 800 2DIMLT2 P |

DOWNLOADS

| | |
|--|---|
|  | Certificates 617033_CCC Certificate OT 100/120-277/800 2DIMLT2 P |
|  | Certificates 664162_CB Zertifikat OT 100 800 2DIMLT2 P |
|  | Certificates EAEC N RU D-DE.MYu62.B.01159 20 20.03.2020-19.03.2025 |
|  | Certificates RU C-DE AB61.B.00038 16.08.2017-15.08.2022 |
|  | Declarations of conformity 647100_ENEC Certificate OT 100 2DIMLT2 P |
|  | Declarations of conformity 646953_CB ENEC Information |
|  | Declarations of conformity 651655_UL Conformity OT 100_110/120_277/xxx 2DIMLT2 P |
|  | Declarations of conformity 725871_Certificate of analysis OT100 |
|  | Declarations of conformity 545682_EC-Conformity OT 50/120-277/xxx 2DIMLT2 P |
|  | Advertisements 616680_Technical application guide 2DIMLT2 P LED drivers (GB) |
|  | Advertisements Poster OPTOTRONIC LED drivers (DE) |

VERPACKUNGSMFORMATIONEN

| EAN | Verpackungseinheit (Stück pro Einheit) | Abmessungen (Länge x Breite x Höhe) | Bruttogewicht | Volumen |
|---------------|--|-------------------------------------|---------------|-----------------------|
| 4052899253414 | Unverpackt 1 | | 740.00 g | |
| 4052899253421 | Versandschachtel 20 | 358 mm x 188 mm x 220 mm | 15346.00 g | 14.81 dm ³ |

Die genannten Produktnummern beschreiben die kleinste bestellbare Mengeneinheit. Eine Versandeinheit kann mehrere Einzelprodukte beinhalten. Als Bestellmenge verwenden Sie bitte das Ein- oder Mehrfache einer Versandeinheit.

Haftungsausschluss

Änderungen und Irrtümer vorbehalten. Vergewissern Sie sich, dass Sie immer den neuesten Stand verwenden.