

**Direct current electronic drivers**  
**Alimentatori elettronici in corrente continua**

Made in Italy 



Single current drivers - Not dimmable  
Alimentatori corrente singola - Non regolabili

**1**

constant **CURRENT** constant **VOLTAGE**

**RIPPLE FREE**

Pst LM ≤ 1  
SVM ≤ 0,4



**Rated Voltage**  
**Tensione Nominale**  
100 ÷ 127 V <sup>(2)</sup>  
220 ÷ 240 V

**Frequency**  
**Frequenza**  
50-60 Hz

**AC Operation range**  
**Tensione di utilizzo AC**  
90 ÷ 264 V

**DC Operation range**  
**Tensione di utilizzo DC**  
(see page info15)  
176 ÷ 275 V

**Power - Potenza**  
0 ÷ 9 W

**iTHD**  
≥ 40% <sup>(1)</sup>

**Output current ripple**  
≤ 3% <sup>(1)</sup>

**Standards compliance**  
CSA C22.2 no. 250  
EN 55015  
EN 61000-3-2  
EN 61000-3-3  
EN 61347-1  
EN 61347-2-13  
EN 61547  
UL 1310  
UL 8750  
VDE 0710-T14

**Max. pcs for CB B16A**  
(see page info17)  
50 pcs

**In rush current**  
20A 170µsec

Article Articolo	Code Codice	P out W	V out DC <sup>(1)</sup>	I out DC	U out V	ta °C	tc °C	λ max. Power Factor	η max. Efficiency <sup>(1)</sup>
<b>BULL 9W 250mA HPFU</b>	141133	6 <sup>(2)</sup> /9	2...36	250 mA cost.	39	-20...+55	80	0,88 C	79 %
<b>BULL 8W 350mA HPFU</b>	141132	6 <sup>(2)</sup> /8	2...23	350 mA cost.	24	-25...+55 <sup>(2)</sup> /60	80	0,87 C	78 %
<b>BULL 6W 500mA HPFU</b>	141131	6	2...12,6	500 mA cost.	13	-25...+50 <sup>(2)</sup> /55	75	0,8 (0,9 <sup>(2)</sup> ) C	72 %

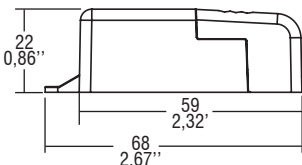
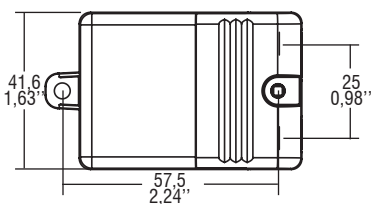
<sup>(1)</sup> Referred to V<sub>in</sub> = 230 V, 100% load - Riferito a V<sub>in</sub> = 230 V, carico 100%

**Light output level in DC operation: Factory default 100% EoFi=1**

**Livello di emissione luminosa in funzionamento DC: Impostazioni di fabbrica 100% EoFi=1**

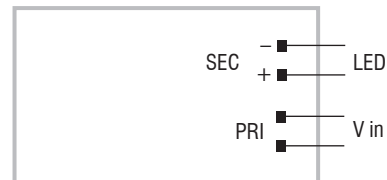


Weight - Peso:  
gr. 40 / 1,40 oz.  
Pcs - Pezzi 75



**Wiring diagram - Schema di collegamento**

(Max. LED distance on page info8 - Massima distanza LED a pagina info8)



**Features**

- IP20 independent driver, for indoor use.
- Class II protection against electric shock for direct or indirect contact.
- Supplied with terminal cover and cable retainer.
- Input and output terminal blocks on the same side (wire cross-section up to 2,5 mm<sup>2</sup> / AWG13).
- Single terminal block on primary and secondary circuits.
- Clamping screws on primary and secondary circuits for cables with diameter: min. 3 mm - max. 6 mm.
- Protections:
  - against overheating;
  - against short circuits;
  - against mains voltage spikes;
  - against overloads.

**Caratteristiche**

- Alimentatore indipendente IP20, per uso interno.
- Protetto in classe II contro le scosse elettriche per contatti diretti e indiretti.
- Fornito di coprimorsetto e serracavo.
- Morsetti di entrata e uscita sullo stesso lato (sezione cavo fino a 2,5 mm<sup>2</sup> / AWG13).
- Singola morsetti su primario e secondario.
- Serracavo su primario e secondario per cavi di diametro: min. 3 mm - max. 6 mm.
- Protezioni:
  - termica;
  - contro il cortocircuito;
  - contro le extra-tensioni di rete;
  - contro i sovraccarichi.



The data shown are preliminary and may change - I dati riportati sono preliminari e potrebbero subire variazioni